



Australian Indoor Horse Driving Rules

adapted from the **Indoor Horse Driving Trials UK Rules** (2012)

RULES AND GUIDELINES

4th Edition 1 February 2017

Background

Over ten years ago, Victorian members requested permission of the Indoor Horse Driving Trials Club in UK, to use their rules. Once granted, a new, exciting competition was introduced to Victoria.

In 2001-2, an Indoor event was a component of the Melbourne 3 Day Event held at Werribee Park, and Euroa had proved that an indoor event need not be confined by four walls when they hosted an Indoor/Outdoor competition in September 2001. Both these events were extremely successful.

In the following few years, members of the Bellarine Club embraced the Indoor competitions. Their intention was to implement an off-season competition that the club members could operate, with minimum fuss. The Bellarine competitions were also very successful. In fact, they were so successful that the Bellarine Club decided to offer an Indoor series to Victoria, encouraging other clubs to host qualifying competitions.

Without the foresight of these members and their Clubs, we would not have the opportunity to enjoy our current Indoor competitions. In addition, we would also lack our ability to offer these events as a platform, encouraging new drivers, **and officials**, to develop their competition driving skills.

In August 2016, the Victorian branch offered the share the Indoor Rules with other ACDS Clubs throughout Australia.

1 Introduction

1.1 These rules apply for Indoor Horse Driving Events in Australia. They are based on the Indoor Horse Driving Trials UK Rules (2012) and adapted to suit Australian competition. While these rules try to cover all normal cases, if more technical detail is needed, the Rules for Australian Combined Driving Events 2015 as amended should apply, as in force at the beginning of the current indoor season.

1.2 All events must adhere to these rules. However, if something outside the rules needs a decision, it is the duty of the Event Manager to make a decision in the spirit of the sport, adhering as closely as possible to these rules.

1.3 Each indoor season will offer a minimum of four qualifying events.

1.4 It is preferable but not mandatory the qualifying events are held in an indoor arena. The final shall be run in an indoor arena.

2 Organisation

2.1 Entries

2.1.1 The schedule of events and entry forms are published by ACDS host Clubs. Entries are only accepted if prepaid, and on the appropriate form.

2.1.2 The organiser reserves the right to refuse any entry with, or without stating a reason.

2.2 Officials

2.2.1 Event Manager - The control of an event rests with the Event Manager, whose decisions are final. He or she may delegate any duties to stewards considered competent.

2.2.2 not used

2.2.3 Course Designer – **(must be qualified and selected from the ACDS list or technically minded person with knowledge of carriage driving)** is responsible, with the support of the Technical Delegate, for:

- Laying out and measuring the Dressage arena
- Designing, laying out and measuring the Cones course
- Laying out and measuring the course, and the construction of the obstacles

2.2.4 Cones Judge – The chief role of the Cones Judge is to judge and document Phase 2 of the competition. One judge may act as the Cones and Obstacle Judge.

2.2.5 Obstacle Judge - The chief role of the Obstacle Judge is to judge and document Phase 3 of the competition. One judge may act as the Cones and Obstacle Judge.

2.3 Conflict of interest

2.3.1 It is recognised that for practical reasons officials at indoor events may also be connected with competitors who may compete. Officials are always required to show a high standard of fairness and to minimise any conflicts of interest, especially on subjective decisions.

2.3.2 It is not practical to rule out trainers, family or even competitors from helping out and acting as officials at indoor events, owing the relatively small pool of interested, willing and competent people available. Nonetheless, organisers are urged to ensure events are both run scrupulously fairly and clearly seen to be fair. It is important to stick exactly to clear rules, the same for all. If potentially controversial decisions arise, try to ensure a person unconnected with any affected party is consulted.

2.4 Drivers and Grooms

2.4.1 All drivers must be current financial members of the ACDS before competing at any qualifying event. Grooms do not need to be ACDS members.

2.4.2 The minimum age of a driver at an Indoor event is 10 years of age. A member who is 10 years of age must be accompanied in the vehicle by an ACDS adult member (an experienced driving person) seated alongside at all times and holding a second pair of reins attached to the bit; and can only drive at an indoor arena. A member who is aged 11 to 15 years of age must be accompanied in the vehicle by an ACDS adult member (an experienced driving person).

2.4.3 Pony and horse fours must have a driver and two grooms. Subject to clause 2.4.4, all other classes must have a driver and one groom. Extra people are not allowed on the vehicle, except multiples whom may carry one further person as a passenger (i.e. 2 passengers) if the Event Manager agrees.

2.4.4 A small pony may compete without a groom/backstepper on the vehicle.

2.4.5 For singles, the groom may sit beside the driver or stand on the back step. In all other classes the groom must stand on the back step.

2.4.6 Everyone on the vehicle **must** wear a suitably secured, equine activity approved protective helmet in all phases, and in warming up. Helmets, worn by all drivers and grooms, must comply with the relevant ACDS by-law

2.4.7 Drivers may compete in one class with more than one combination, and seek qualification for the final with each of those combinations.

Note: A 'combination' is defined as a driver and the horse/s or pony/ies he or she is driving.

2.4.8 There is no dress code, but warm, comfortable marathon gear is encouraged. Competitors **must** wear a complying helmet that complies with the relevant ACDS by-law, gloves and carry a whip.

2.4.9 In all phases a competitor number must be clearly displayed, and easily visible.

2.4.10 Grooms and passengers are not allowed to give assistance, including verbal or physical directions, sliding, lifting or moving the vehicle in any way during precision and paces or cones. Contravening this will incur 20 penalties for their competitor for each incident.

2.4.11 Clearly visible medical information bands must be worn by drivers and grooms at all times whilst on a vehicle in Victoria.

3 Classes

- 3.1 (1) Single Small Pony: 91cms & Under 121cms (9hh & Under 11.3 3/4hh)
- (2) Single Pony: 121cms n.e.149cms (11.3 3/4hh n/e. 14.2 5/8hh)
- (3) Single Horse: Over 149cms (Over 14.2 5/8hh)
- (4) Multiples, any height
- (5) First Season Competitor: Joggers allowed, 125cm min wheel width
- (6) Very Small equines (Under 91cm)

Note - Joggers allowed in all classes, 125cm min wheel width

3.1.2 A Junior class may be run at the discretion of organisers at qualifying events but not at the final.

3.1.3 A 'Club' class may be held at the discretion of the organisers. This is intended for newcomers to the sport or new horses. It does not count towards qualification for the Finals and rules may be relaxed for this class to allow for example, a groom to prompt the driver for paces and precision test. The driver must be a current financial member of the ACDS before competing.

3.1.4 Other classes may be introduced at the discretion of organisers.

4 Horses

4.1 All animals must be at least 4 years old to compete.

4.2 An equine which is more than 148 cm high without shoes or more than 149 cm with shoes is classified as horse. Below this is classified as pony. Small pony is under 121cm with shoes. Ponies up to height limit may be required to provide an accepted certificate stating size of pony with/without shoes.

4.3 There is no minimum or maximum height.

4.4 Animals may wear boots and/or bandages during all phases of the competition. These must be removed for inspection if an official requires.

5 Vehicles

5.1 The competitor will use the same vehicle for all three phases.

5.2 Vehicles will be of a marathon or three-phase type. Pneumatic tyres are permitted but scurry vehicles are NOT permitted. Vehicles may have two or four wheels.

5.3 Grooms are recommended to stand on the back step in the obstacles and must do so on four wheel vehicles.

5.4 Minimum weights do not apply but all vehicles must be of a construction suitable for the competition.

5.5 The minimum width for all phases of the competition is 125cm. This is measured at ground level on the widest part of the rear wheels. Width extensions by 'wheel hoops', or 'scurry bars' are not allowed.

5.6 There is no maximum width requirement, but note that cones widths will not be increased for any over-width vehicles.

5.7 Vehicles may be measured at any stage during the competition.

6 Harness

6.1 Any type of harness is allowed provided it is safe and appropriate for the welfare of the horse.

6.2 Auxiliary reins (including any type of check reins) are not permitted, except for dual reins for very young or disabled drivers.

6.3 The harness must have breeching if the vehicle does not have brakes.

6.4 Bitless bridles (hackamores) are not permitted.

6.5 All rings, terrets and/or other types of device which have an extreme leverage effect on reins or bits are forbidden.

7 Competitions

Phase 1 – Precision and Paces

7.1 The arena will be 50 x 20 metres and the markers will be equally spaced apart, 8.33m apart on the long sides, 10m on the short sides.

7.2 Only approved IHDT Tests or tests approved by the Victorian Indoor Committee will be used. In Australia, test/s must be carefully chosen, and able to accommodate the wide range of skill levels found between beginner and open competitors.

7.3 All judges' scores will be recorded at the end of each movement. Judges are not expected to record comments on the movements.

7.4 The scores in precision and paces for each movement will be made available to the competitors as soon as possible after their tests, and before the obstacles phase.

7.5 Two judges are used. One judge assesses and marks the paces, which count for 50% of the score while the other assesses and marks the precision of the movements executed, these scores contributing the other 50% toward the total.

7.6 Marks out of 10 will be awarded for each numbered movement on the following basis:

10 Excellent	7 Fairly good	4 Insufficient	1 Very bad
9 Very good	6 Satisfactory	3 Fairly bad	0 Not executed
8 Good	5 Sufficient	2 Bad	

7.7 The score for a test is calculated as follows:

- add up all the marks for the Precision judge.
- subtract the result from the score you would get for 10 points for each movement, normally 100.
- multiply this by 0.5
- Do the same for the Paces judge.

7.8 Errors of course, or instances of rule breaking will be indicated, recorded and reported to the scorer by the judge responsible for marking precision.

7.9 Refer to Annexure 1 for qualifications of judges.

7.10 The test must be driven from memory.

7.11 The definitions of walk, trot and other paces are as in the FEI rules.

7.12 Changes of pace must always be made smoothly and promptly with the horse remaining in balance and on the bit. A transition must be completed as the nose of the horse arrives at the prescribed marker.

7.13 A halt must be made so that the leading horse's nose is at the mark, unless specified otherwise in the test.

7.14 It is an 'Error of Course' when a competitor deviates from the required track, or when a movement is omitted altogether.

7.15 If a competitor makes an Error of Course, the precision Judge will ring the bell and stop the competitor. The competitor must then resume the test from the beginning of the movement where the error was made. If the competitor is in any doubt, he/she may approach the precision Judge for instructions.

7.16 Other penalties in Precision and Paces

- Entering the arena without a whip, or losing or putting down a whip 5 penalties
- Groom(s) dismounting (one or both)
 - 1st incident 5 penalties
 - 2nd incident 10 penalties
 - 3rd incident Elimination
- Competitor dismounting 20 penalties
- Lamé horse Disqualification
- Outside assistance Elimination
- Vehicle overturning Elimination
- Error of Course:
 - First occasion: 5 penalties
 - Second occasion 10 penalties
 - Third Occasion Elimination
- Part of the turnout leaving the arena during a movement: mark down for inaccuracy
- The whole turnout leaving the arena: Elimination

8 Phase 2 - Cones

8.1 There will be up to ten obstacles.

8.2 Width of Cones – the following clearances shall apply:

	Division Class	Cones Width
Horse	Four-in-hand and Tandem	1.80m to 1.90m
	Pair	1.70m to 1.80m
	Single	1.50m to 1.60m
Pony	Four-in-hand and Tandem	1.70m to 1.80m
	Pair	1.50m to 1.60m
	Single	1.40m to 1.50m

For this purpose, in designing a course, it is permissible to set the width of the cones using the largest width to be driven during the day's competition. i.e. if there are horse pairs, pony pairs and pony singles competing on the day, it is permissible to set the width for the entire day at the cones width for horse pairs.

8.3 The course may include one multiple obstacle at most.

8.4 Gate markers will be numbered sequentially with a number on a red background on each right cone, from 1 up to the number of gates.

8.5 Official FEI (ACDS) type cones need not be used, but all elements must have a dislodgeable element.

8.6 The starting line may not be less than 5 metres from the first obstacle.

8.7 The finishing line may not be less than 5 metres from the final obstacle.

8.8 There is no set minimum or maximum distance between obstacles but the design should enable drivers to maintain an even pace throughout the majority of the course.

8.9 Drivers may take whatever line they wish, but must take each obstacle in sequence. The entire turnout must pass between the cones. Penalty for entire turnout not passing through cones is elimination.

8.10 Driving any obstacle out of sequence, including an obstacle which has already been driven, results in elimination.

8.11 Drivers may cross their own line between obstacles without penalty.

8.12 Knocking down a previously driven obstacle, or obstacle yet to be driven will incur 5 penalties.

8.13 The target time will be calculated from a speed of 220 metres per minute.

8.14 Competitors will be told the *time allowed* for the course but are reminded that stopwatches and/or other timing aids are strictly forbidden. Outside assistance could lead to disqualification.

8.15 A competitor will incur one penalty point for each commenced second above or below the target time and 5 penalties for dislodging one or both balls of a single obstacle.

8.16 Other penalties in Cones

- Entering the arena without a whip, or losing or putting down a whip 5 penalties
- Groom(s) dismounting (one or both): 1st incident 5 penalties
2nd incident 10 penalties
3rd incident Elimination
- Competitor dismounting 20 penalties
- Vehicle overturning Elimination
- Outside assistance Elimination
- Lamé horse Disqualification

9 Phase 3 – Obstacles

9.1 Each competitor will drive four marathon type obstacles.

9.2 Marathon type obstacle – width of gates – the following shall apply:

	Division Class	MO Width
Horse	Four-in-hand and Tandem	3.50m to 4.00m
	Pair	3.50m to 4.00m
	Single	3.00m to 3.50m
Pony	Four-in-hand and Tandem	3.00m to 3.50m
	Pair	3.00m to 3.50m
	Single	3.00m to 3.50m

For this purpose, in designing a course, it is permissible to set the width of the MO's using the largest width to be driven during the day's competition. i.e. if there are horse pairs, pony pairs and pony singles competing on the day, it is permissible to set the width for the entire day at the MO's for horse pairs.

9.3 Two obstacles will be erected in the arena at any one time and will have a maximum of 5 flagged gates.

9.4 Obstacles 1 & 2 shall be driven by each competitor from all classes.

9.5 Local organisers may use obstacles 1 & 2 twice with the whole class driving the first two obstacles and then re-driving them as obstacles 3 & 4, or obstacles 1 & 2 may be re-flagged, or totally replaced to form obstacles 3 & 4, which are then driven by each competitor.

9.6 As an alternative to clauses 9.4 and 9.5, local organisers may split classes up into convenient groups (groups of 4, 5 or 6) with each competitor within the group driving obstacles 1 & 2 and once the entire group has driven obstacles 1 & 2, then with each competitor driving obstacles 3 & 4.

9.7 Obstacles may have one knockdown per element.

9.8 Start and finish gates will be positioned between the obstacles and will be common to both obstacles.

9.9 The competitor must go through the start, then through the lettered gates in sequence and in the correct direction, then through the finish. Once a lettered gate has been driven in the correct sequence it is 'free' and may be driven again in either direction. If a competitor drives a gate out of sequence or in the wrong direction they incur 20 points for an Error of Course. No gates then count until they drive the correct next gate. If the error is not corrected, the competitor is eliminated.

9.10 A gate is driven when the entire turnout crosses the line of the gate. Penalty for entire turnout not passing through the gate is elimination.

9.11 One penalty point will be awarded for each commenced second spent in each obstacle (this may be to 1/100th of a second at the discretion of Event Manager if suitable timing gear is used). Each obstacle is timed individually.

9.12 This timing is made from the when the nose of the first horse crosses the start line until the nose of the first horse crosses the finish line.

9.13 Each knockdown incurs 5 penalty points.

9.14 Other penalties in Obstacles phase

- Entering the arena without a whip or losing or putting down a whip 5 penalties
- Groom(s) dismounting (one or both) per incident 10 penalties
- Competitor dismounting 20 penalties
- Vehicle overturning 60 penalties
- Lamé horse Disqualification
- Outside assistance Elimination

10 First Season Competitors

10.1 A First season Competitor is defined as a member who has never competed in an indoor event. For the purpose of clarity, a horse/pony that has never competed in an indoor event previously is not a First Season Competitor.

10.2 Notwithstanding any reference under sections 7, 8 and 9 of these Rules, a First Season Competitor cannot be eliminated from an event or final. The reference to elimination in sections 7, 8 and 9 of these Rules shall be replaced by a penalty of 50 points.

11 Qualification for Finals

11.1 Competitors must have competed at, and successfully completed two qualifying events in the current Indoor season to be eligible for the series final. In the case of multiples, each pony/horse must have successfully competed at, and completed two qualifying indoor competitions in the current season to be eligible (not necessarily in the combination to be used at the final).

11.2 The organisers of the final Championship event, reserve the right to issue invitations to further competitors as they see fit.

11.3 A Club wishing to host the final must have held a qualifier for the final during the current season.

12 Scoring

12.1 The Indoor score system can be downloaded from the Vic Branch website, as an Excel spreadsheet. Using that spreadsheet, enter the precision and paces scores and any penalties, the length of the cones course, the time taken to drive the cones and any penalty (1 ball down is 5), and then the time taken in each obstacle and any penalties. All penalties need to be entered individually, because they vary according to the error i.e. 5 for a knock down and 20 for an error in an obstacle. Check rules for Phase 1, Phase 2 and Phase 3 above, and Annexes 4 and 5 on pages 31 and 32.

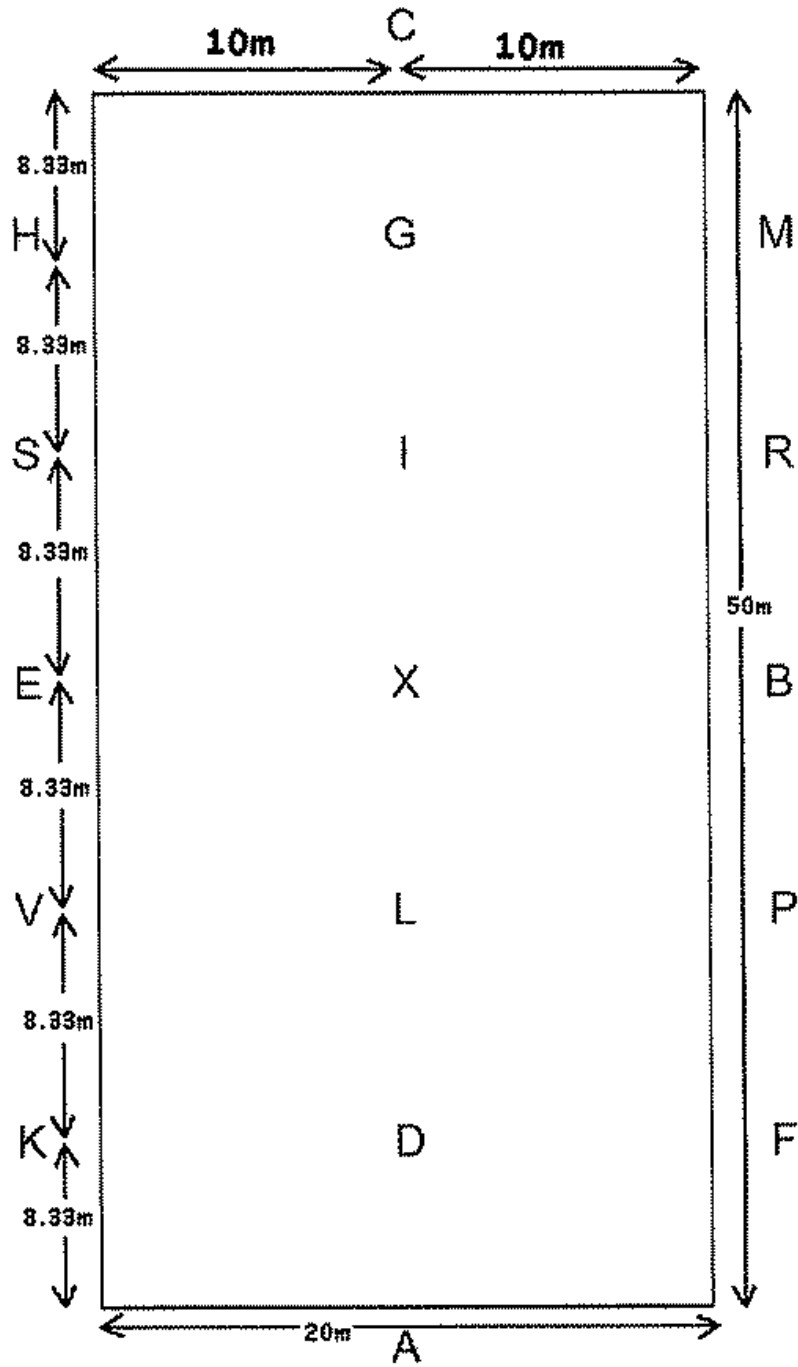
13 Health & Safety

13.1 Health and Safety standards will be in force always. All persons on any ground or course, etc will be held responsible to comply with these standards at all times, and will not put themselves or any other person at risk in any way whatsoever. Any accident shall be immediately reported to the Event Manager. A report shall be completed and forwarded to the State and Federal Secretaries.

14 Disclaimer

14.1 All competitors and their navigators/grooms compete at their own risk. Neither the ACDS, nor their appointed officials accept any liability for any accident, theft, illness or damage to horses, grooms or any person or property whatsoever. All competitors, by entering this event, agree to be bound by this regulation, and agree to pay the excess that applies to any insurance claim which may arise from my participation in this event.

Diagram of Dressage arena





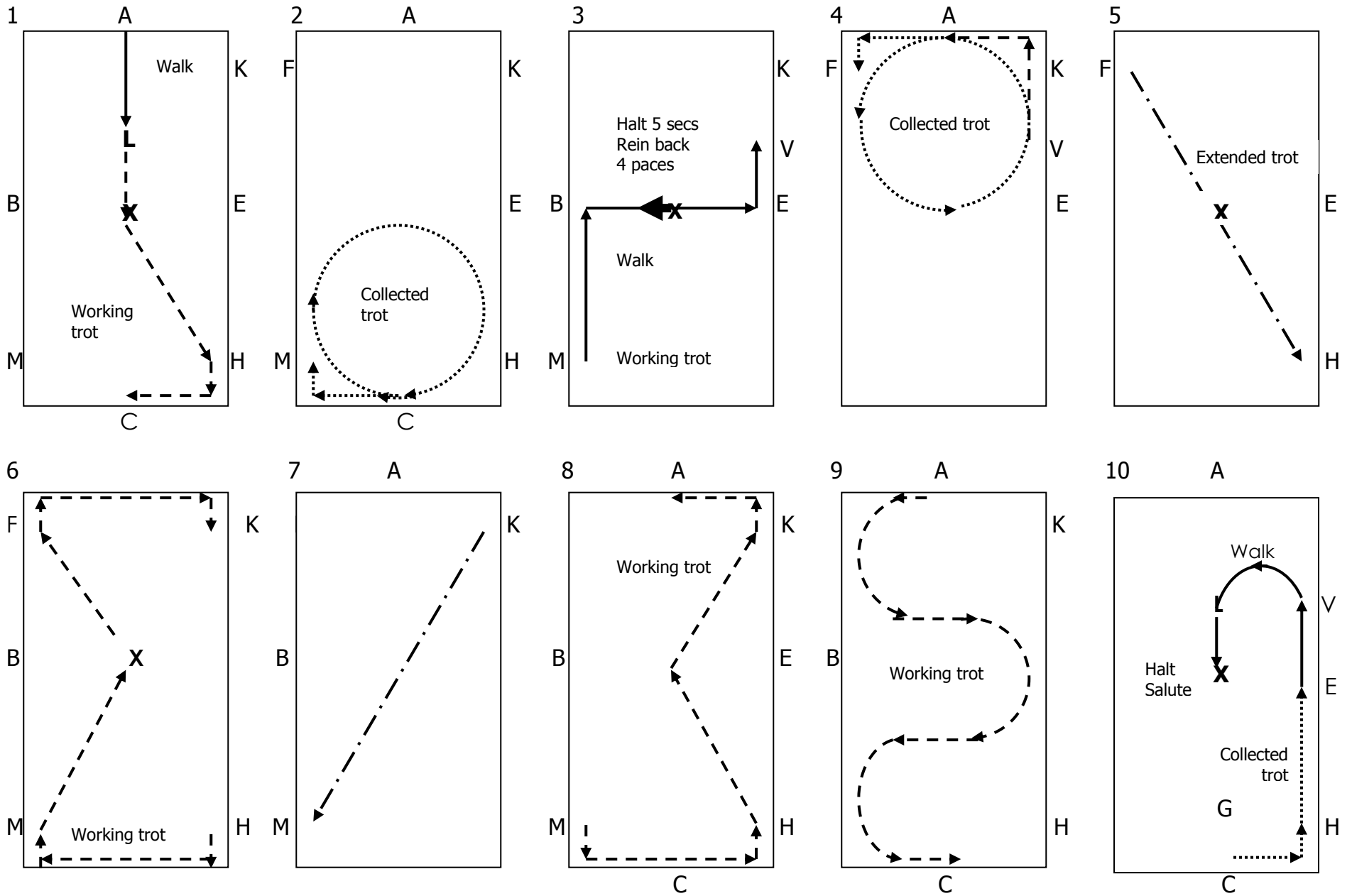
INDOOR HDT

DRESSAGE TEST NO. 1. (T)


		Movement	To be judged	Precision	Paces
1.	AL LXHC	Enter at Walk Working Trot	Driving in on a straight line.		
2.	C C CM	Collected trot Circle right width of arena Collected trot	Transitions Impulsion, regularity, accuracy of figure		
3.	MBX X XEV	Walk Halt 5 seconds. Rein back 4 paces. Walk	Transition, straightness, Immobility, regularity.		
4.	VKA A AF	Working trot Collected Trot Circle left width of arena. Collected Trot	Impulsion, regularity, accuracy of figure		
5.	FXH	Extended trot	Transition, Quality of extension		
6.	HCM MXF FAK	Working Trot Deviation Working trot	Impulsion, regularity, accuracy of figure Transition		
7.	KXM	Extended trot	Impulsion, regularity Transition		
8.	MCH HXK KA	Working Trot Deviation Working Trot	Impulsion, regularity, accuracy of figure		
9.	AFEMC C	Serpentine 3 loops Collected Trot	Impulsion, regularity, accuracy of figure Transition		
10.	CHE EV VL X	Collected trot Walk Half circle left Halt, Salute	Impulsion, regularity, Transition, straightness Standing on bit.		
	Leave arena at working trot.				

Indoor Dressage Test No.1 (T)

Arena size: 20m X 50m



Drawings by Margie Morgan – 2012



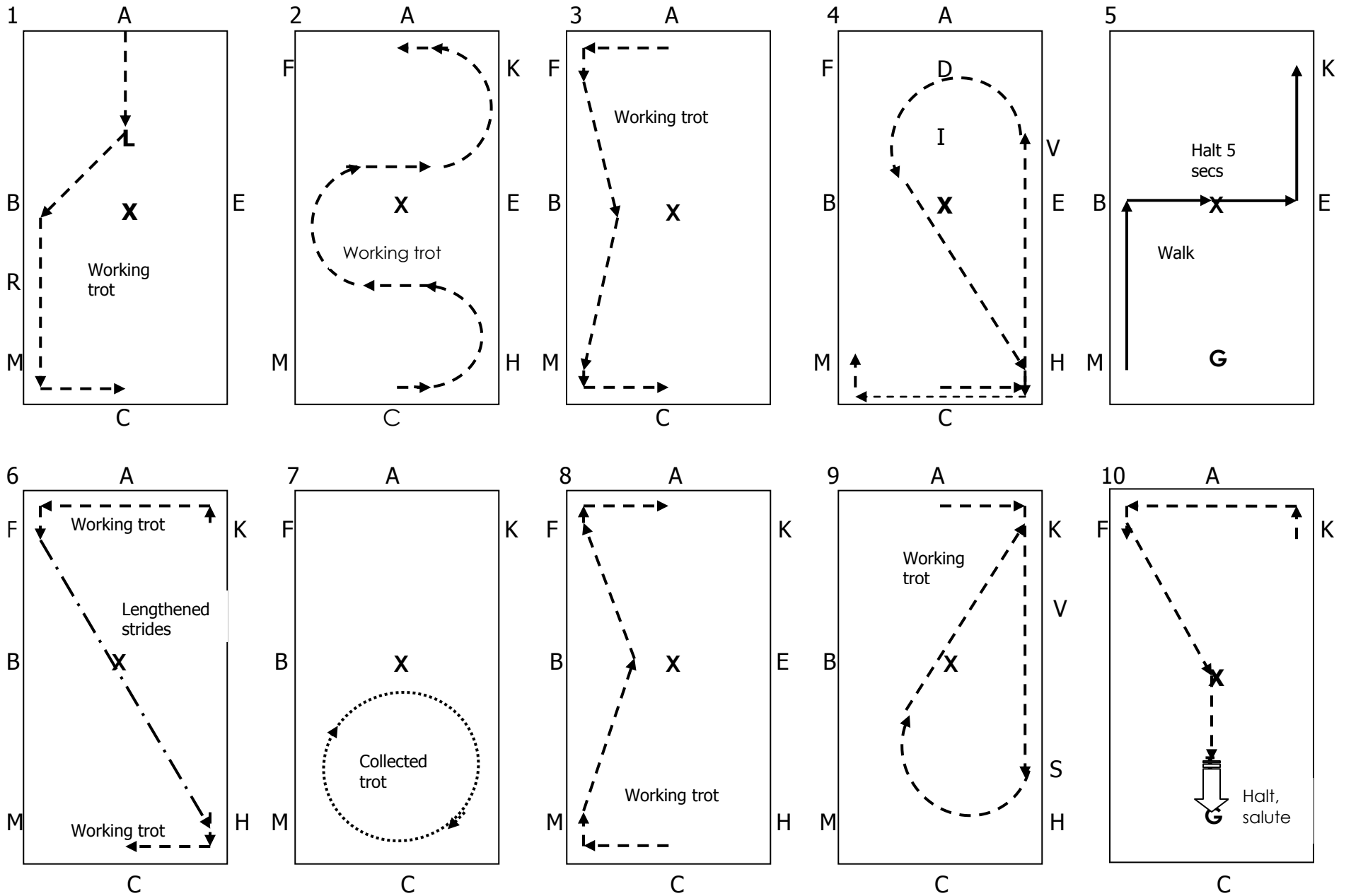
INDOOR HDT

Dressage Test No. 2B.

		MOVEMENT	Precision	Paces
1	ALBRMC	Working trot		
2	C - A	Working Trot Three loop Serpentine, loops to be of equal size and uniformity		
3	AF F-M MC	Working Trot 5 m Deviation Working Trot		
4	CHEV V H HCM	Working Trot Half circle left 15 m Return to track Working Trot		
5	MRBX X XEVK	Walk Halt 5sec. Front axle on centre line Walk		
6	KAF F – H HC	Working Trot Lengthened strides Working Trot		
7	C	Collected Trot, 15m Circle right.		
8	CM MF FA	Working Trot 5m Deviation Working Trot Working Trot		
9	AKVES S K	Working Trot Half circle right 15 m Return to track		
10	KAFXI IG G	Working Trot Progressive Halt Halt, Salute		
	Leave arena at Working Trot			

Indoor Dressage Test No.2B

Arena size: 20m X 50m



Drawings by Margie Morgan – 2012



INDOOR HDT

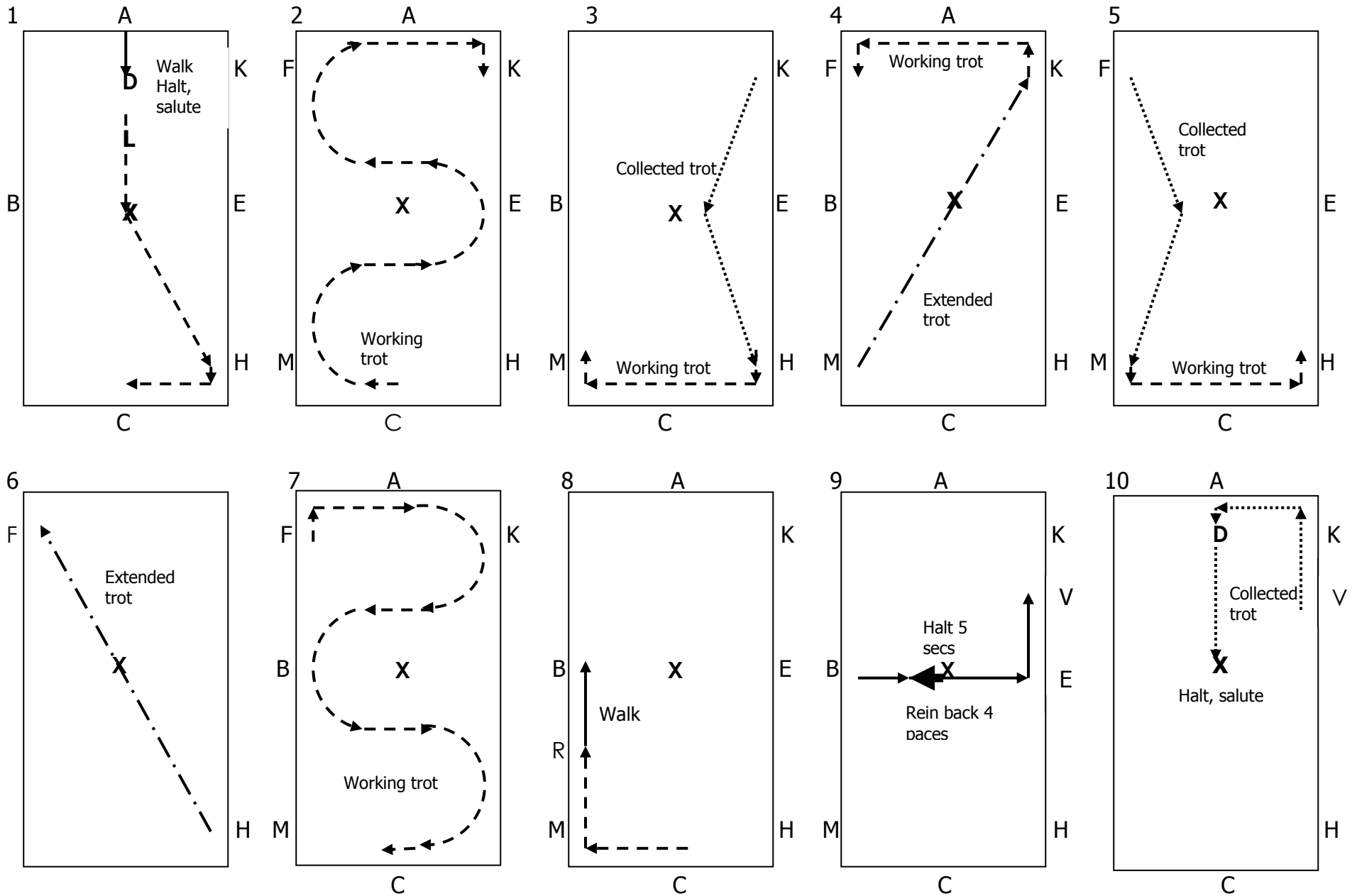
Dressage Test No.3


(Revised 1999)

		Movement	To be judged	Precision	Paces
1.	A D DLXHC	Enter at Walk Halt, Salute Working Trot	Driving in on a straight line. Standing straight on bit. Transitions. Impulsion, rhythm		
2.	CMEF FAK	Serpentine 3 loops Working trot	Impulsion, regularity, rhythm. Accuracy of figure		
3.	KH HCM	Collected Trot Deviation 5m Working Trot	Transitions Impulsion, regularity, rhythm Accuracy of figure		
4.	MXK KAF	Extended Trot Working Trot	Transition, Quality of extension, impulsion, rhythm		
5.	FM MCH	Collected Trot Deviation 5m Working trot	Transitions Impulsion, regularity, rhythm Accuracy of figure		
6.	HXF	Extended trot	Transition, Quality of extension, rhythm.		
7.	F AKBHC	Working trot Serpentine 3 loops	Transition Impulsion, rhythm, accuracy of figure		
8.	CMR RB	Working trot Walk	Impulsion, regularity, rhythm Transition,		
9.	B X XE EV	Turn right Halt 10 seconds Rein back 4 paces Turn left Proceed in Walk	Impulsion, rhythm, Immobility. Standing on bit Straightness Transitions		
10.	VKADX X	Collected trot Halt, Salute	Impulsion, regularity, rhythm. Transition Immobility. Standing on bit		
	Leave arena at working trot.				

Indoor Dressage Test No.3

Arena size: 20m X 50m





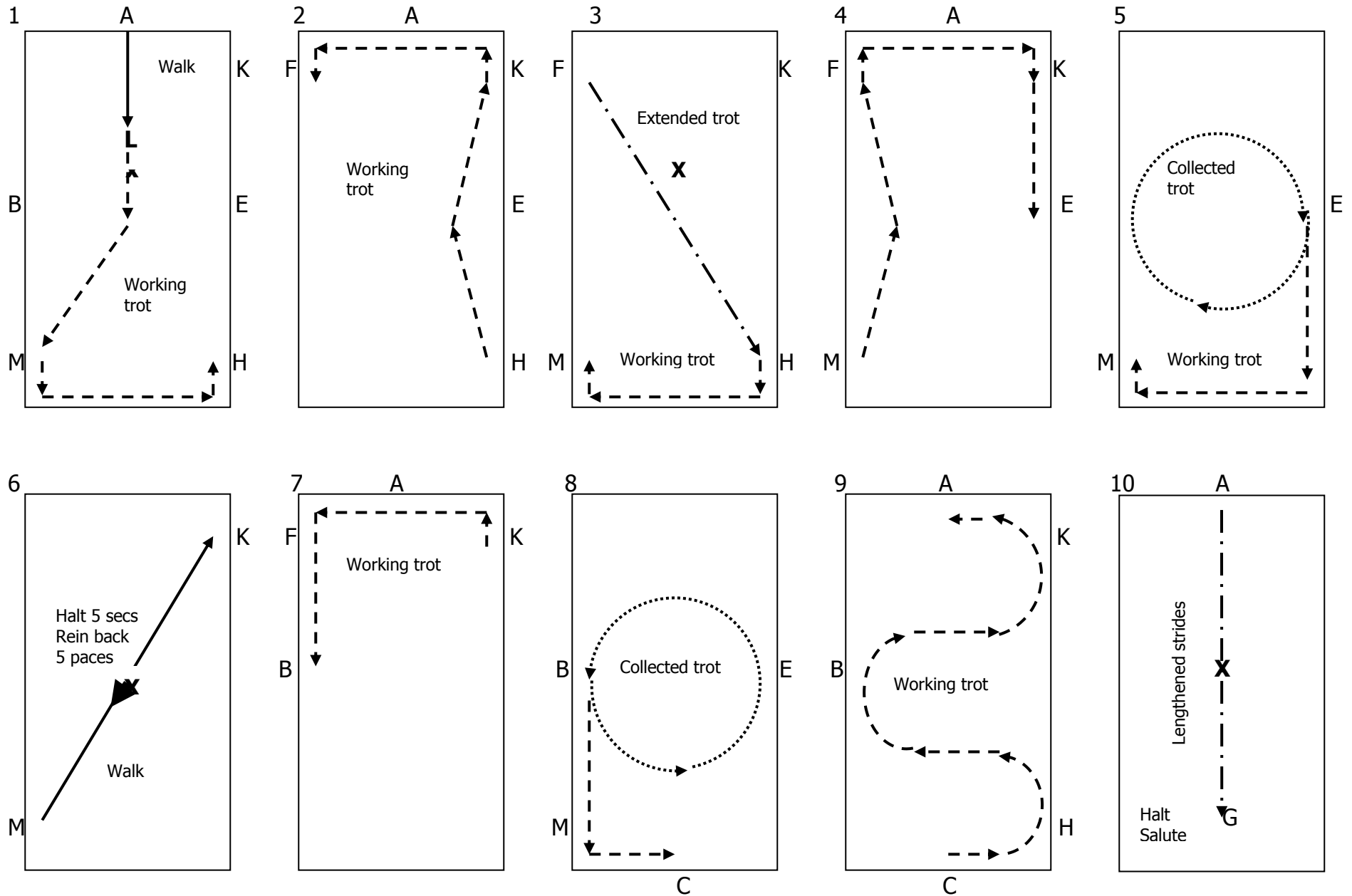
INDOOR HDTC

Dressage Test No. 4 2000-01.

		Movement	To be judged	Precision	Paces
1.	ADL LXMCH	Enter at Walk Working Trot	Driving in on a straight line. Transition to trot, rhythm, accuracy.		
2.	H K KAF	Deviation. 5m Working Trot	Impulsion, regularity, accuracy of figure Transition		
3.	FXH HCM	Extended Trot Working Trot	Quality of extension Transition,		
4.	M F FAKE	Deviation. 5m. Working Trot.	Impulsion, regularity, accuracy of figure		
5.	E E EHCM	Collected Trot. Circle Right, Width of Arena Working Trot	Transitions Impulsion, regularity, accuracy of figure		
6.	MX X XK	Walk Halt. 5 Seconds immobility. Rein Back 5 paces. Walk	Impulsion, regularity, Immobility, standing on the bit. Accuracy of figure.		
7.	KAFB	Working Trot.	Impulsion, regularity,		
8.	B BMC	Collected Trot Circle left. Width of Arena. Working Trot.	Transitions Impulsion, regularity, Accuracy of figure		
9.	CHBKA	Working Trot Serpentine. 3 loops	Transitions Impulsion, regularity, Accuracy of figure		
10.	AXG G	Lengthened Strides Halt, Salute.	Transition. Impulsion, regularity, Immobility, accuracy of figure		
	Leave arena at Working Trot.				

Indoor Dressage Test No.4

Arena size: 20m X 50m



Drawings by Margie Morgan – 2010

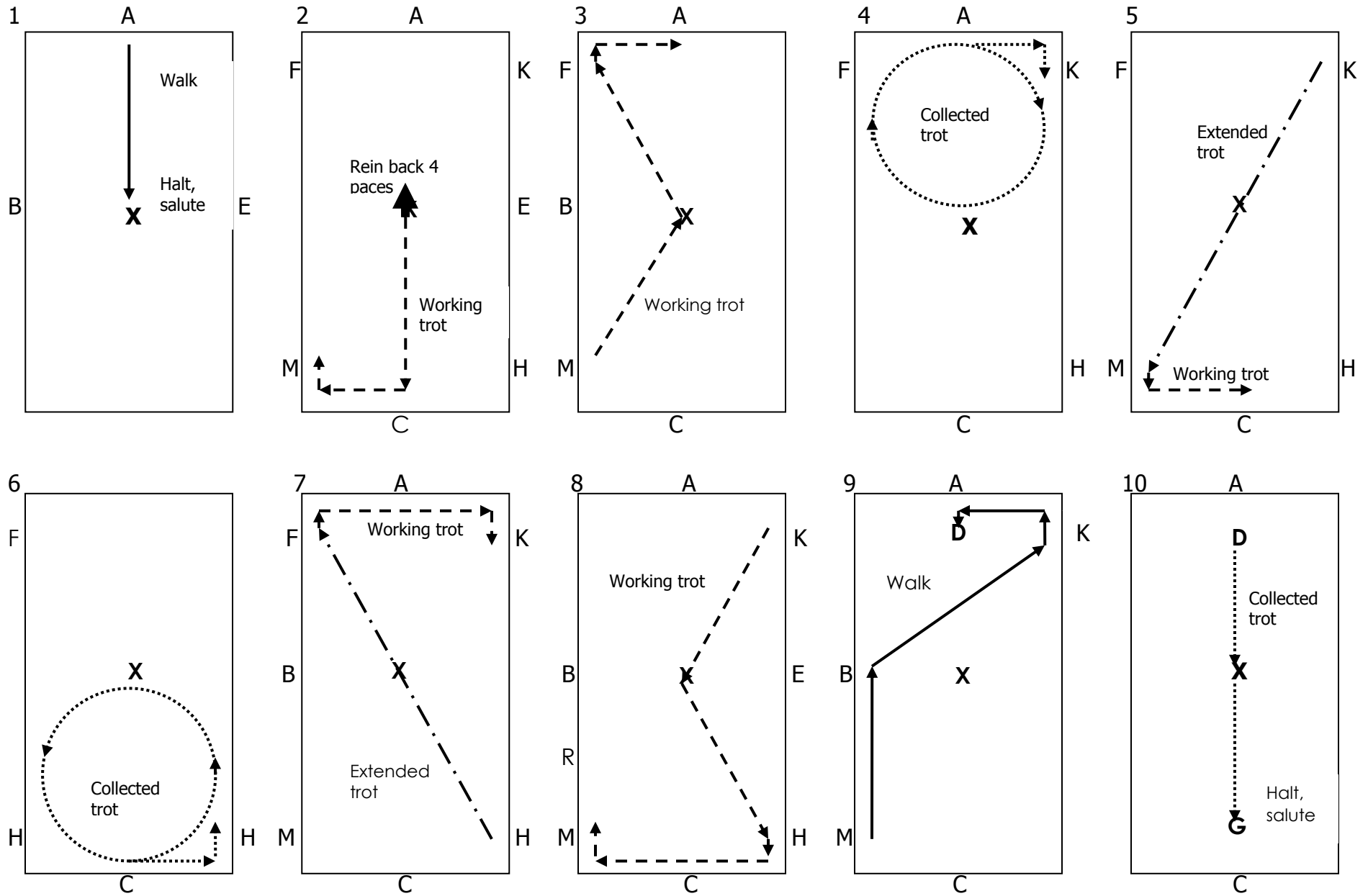


INDOOR HDT TEST No 5 (1999 – 2000)


There is not a Halt and salute at the start of this test All circles and half circles use the width of the arena to determine the size.				
		MOVEMENT	Precision	Paces
1	AX X	Enter at Walk Halt.		
2	X XICM	Rein back 4 paces Proceed at working trot		
3	MXF FA	Deviation Working trot.		
4	A AK	Collected trot Circle Right Collected Trot		
5	KXM MC	Extended Trot Working Trot		
6	C CH	Collected Trot Circle Left Collected Trot		
7	HF FAK	Extended Trot Working Trot		
8	KXH HM	Deviation Working Trot		
9	MBK AD	Walk		
10	DLXIG G	Collected Trot Halt, Salute		
	Leave arena at working trot.			

Indoor Dressage Test No.5

Arena size: 20m X 50m



Drawings by Margie Morgan – 2012

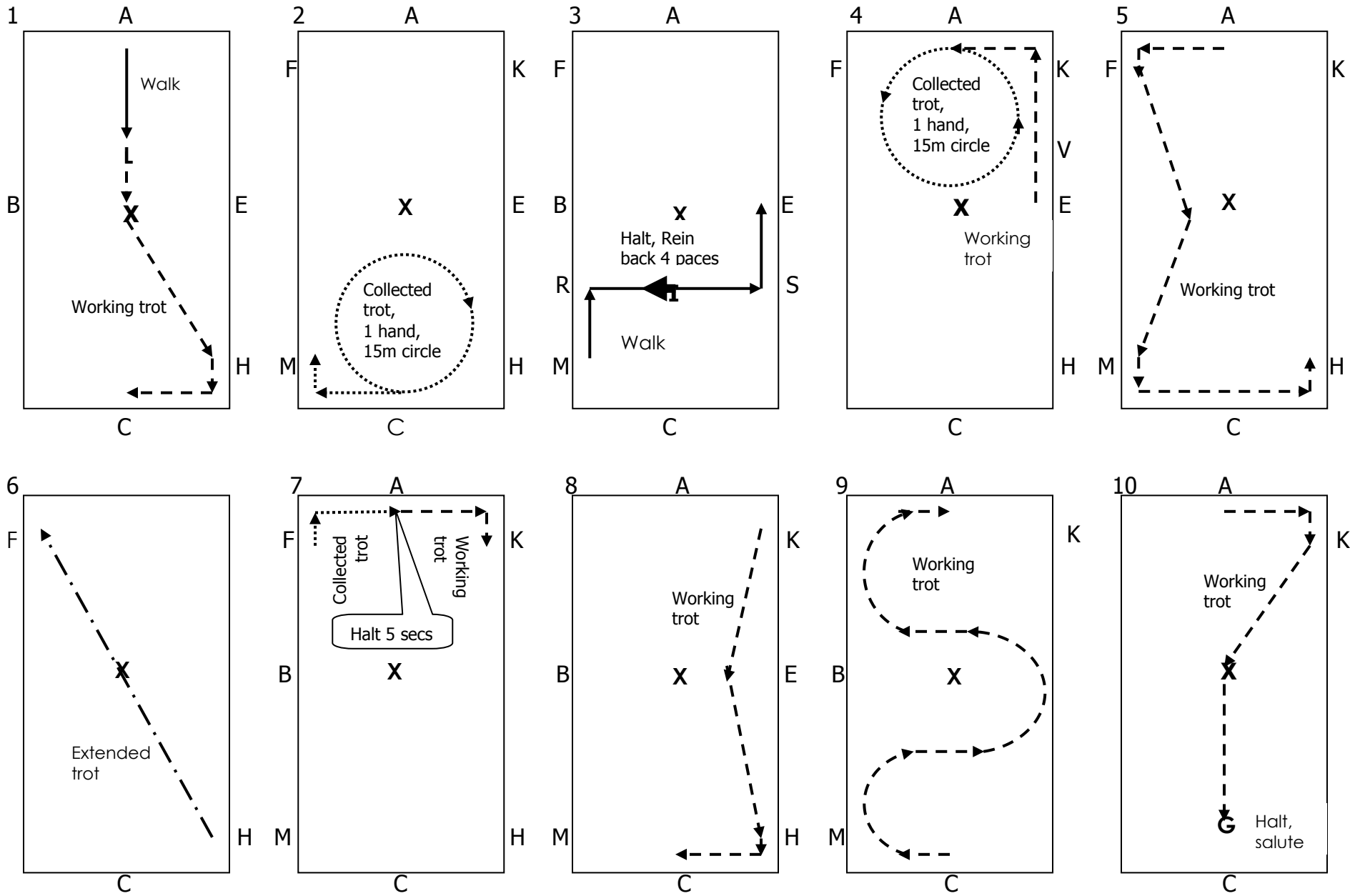


INDOOR HORSE DRIVING TRIALS PACES & PRECISION TEST No. 6 (2002)

		MOVEMENT	To be judged	Precision	Paces
1	ADL LXHC	Enter at Walk Working Trot	Enter on a straight line. Transition to trot, rhythm, accuracy.		
2	C C CM	Collected Trot. Circle Right 15m, One handed Collected Trot	Transition. Impulsion, rhythm. Accuracy of figure		
3	MRI I I ISE	Walk Halt, (front wheels/wheels on centre line) Rein Back 4 paces Walk	Active walk, Accurate halt. Straight rein back.		
4	EVKA A A	Working Trot Collected Trot Circle Left 15m. One Handed	Transitions. Impulsion, rhythm Accuracy of figure		
5	AF FM MCH	Working Trot Deviation 5m Working Trot	Transition. Impulsion, rhythm. Accuracy of figure		
6	HXF	Extended Trot	Transition. Impulsion, rhythm. Quality of extension		
7	FA A AK	Collected Trot Halt 5 seconds Working Trot	Transitions. Square halt, immobility.		
8	K KH HC	Working Trot Deviation 5m Working Trot	Impulsion, rhythm. Accuracy of figure.		
9	CA	Serpentine 3 loops	Impulsion, rhythm Accuracy of figure		
10	AKXIG G	Working Trot Halt – Salute	Impulsion, rhythm. Square halt.		
	Leave Arena at working trot				

Indoor Dressage Test No.6

Arena size: 20m X 50m



Drawings by Margie Morgan – 2012



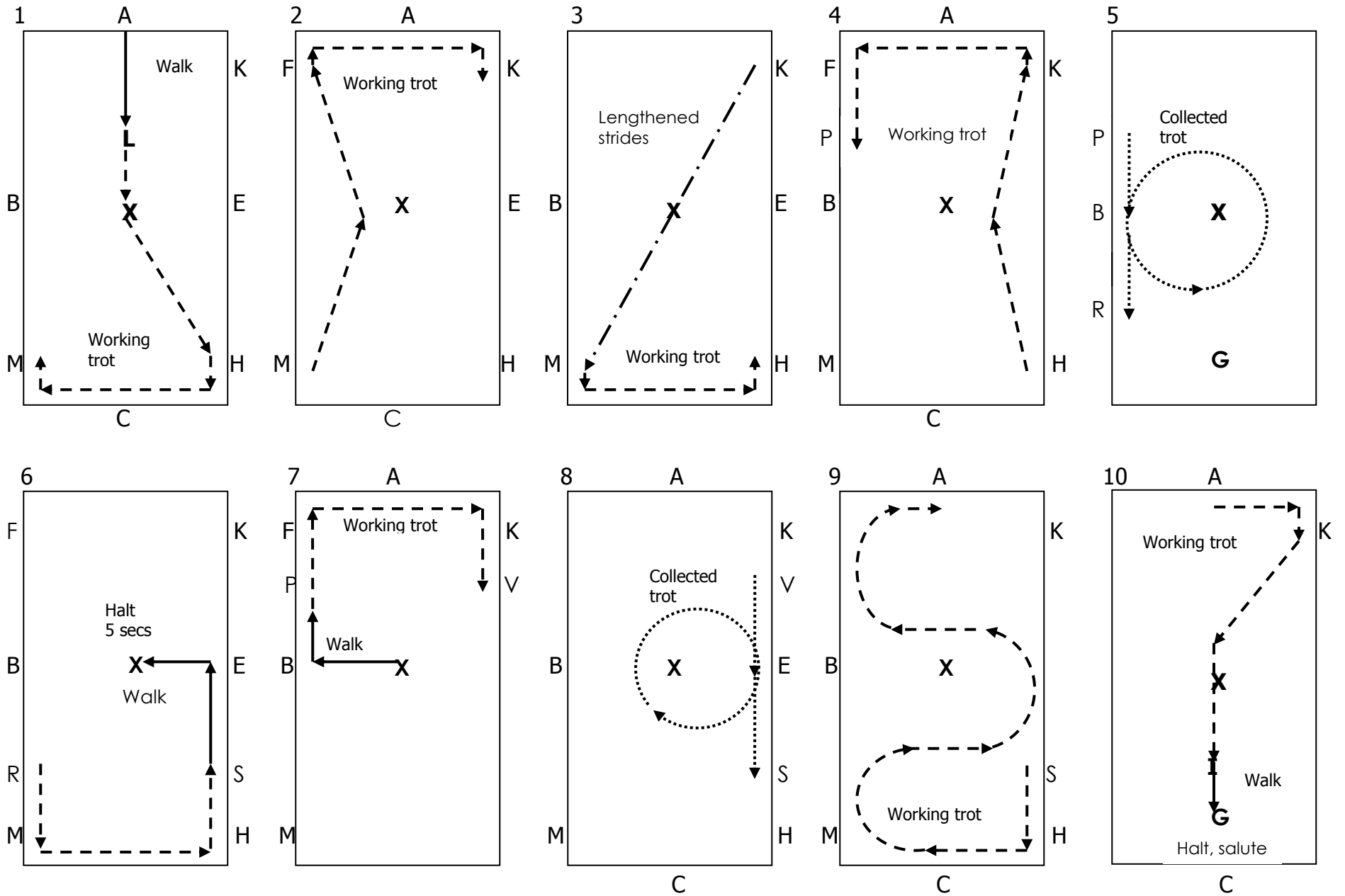
INDOOR HORSE DRIVING TRIALS PACES & PRECISION TEST No. 6 (2008-9)

		MOVEMENT	To be judged	Precision	Paces
1	ADL LXHCM	Walk Working trot	Relaxed medium walk of good rhythm Transition to trot, forward going, working from hocks		
2	M – F FAK	Working trot 5m deviation Working trot	Forward going, rhythm, working from hocks, good shape, correct bend		
3	K – M MCH	Show lengthened strides Working trot	Transitions, good change of pace, keeping rhythm & balance, working from hocks		
4	H – K KAFP	5m Deviation Working trot	Forward going, rhythm, working from hocks, good shape, correct bend		
5	PB B BR	Collected trot 15m circle left Collected trot	Transitions, good change of pace, keeping rhythm & balance, working from hocks, correct bend, good shape of circle		
6	RMCHS SEX X	Working trot Walk Halt 5 seconds	Transitions, forward going, rhythm, working from hocks. Relaxed medium walk of good rhythm. Square balanced halt.		
7	XBP PFAKV	Walk Working trot	Good move off, relaxed medium walk of good rhythm. Transition, forward going, working from hocks		
8	VE E ES	Collected trot 15m circle right Collected trot	Transition, keeping balance & rhythm, working from the hocks, shape of circle, correct bend		
9	SHC C – A	Working trot Serpentine 3 loops	Transition, forward going, rhythm, working from hocks, good shape, correct change of bend		
10	AKXI IG G	Working Trot Walk Halt, salute	Transition to walk Transition to square halt.		
	Leave Arena at working trot				


Written for Indoor HDTC by Beverly Huntington (*nee Ball*)(2002)
© Indoor Horse Driving Trials (UK)

Indoor Dressage Test No.6 (2008-9)

Arena size: 20m X 50m



Drawings by Margie Morgan – 2012



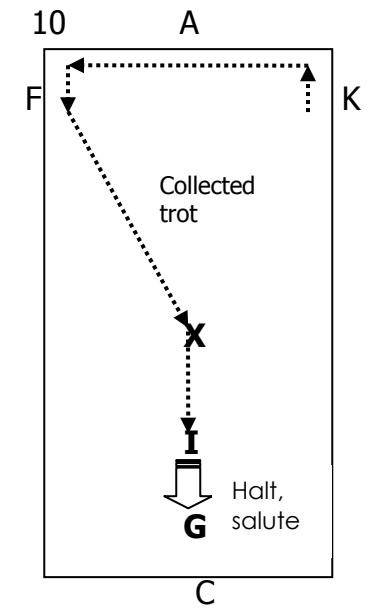
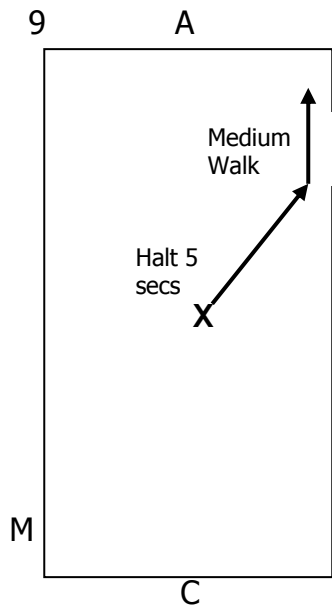
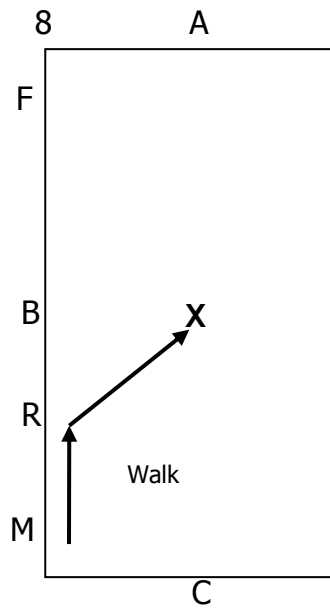
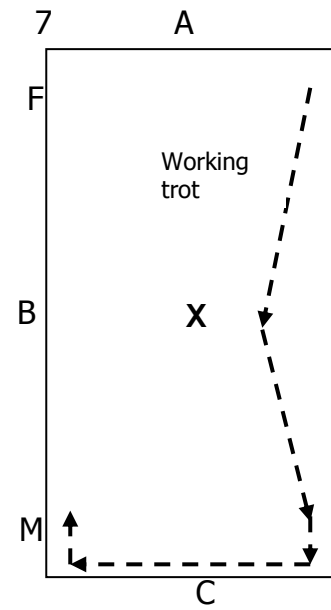
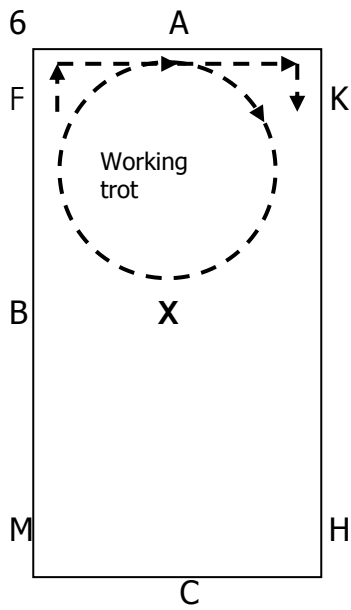
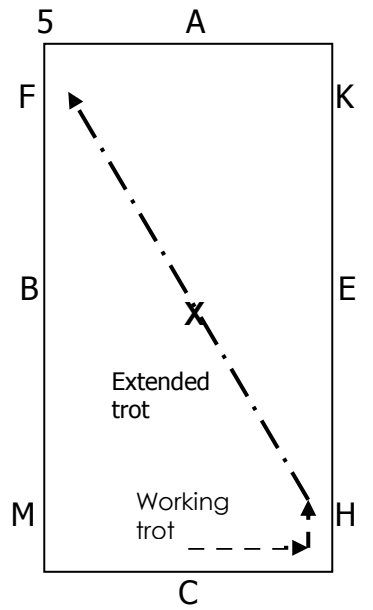
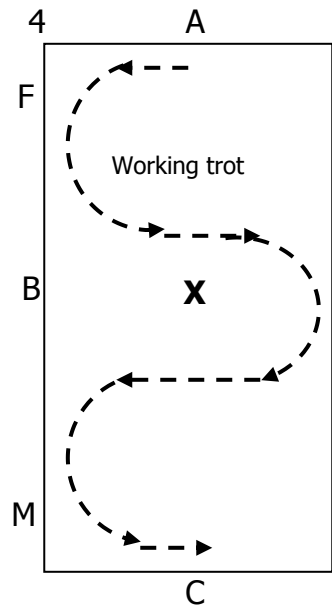
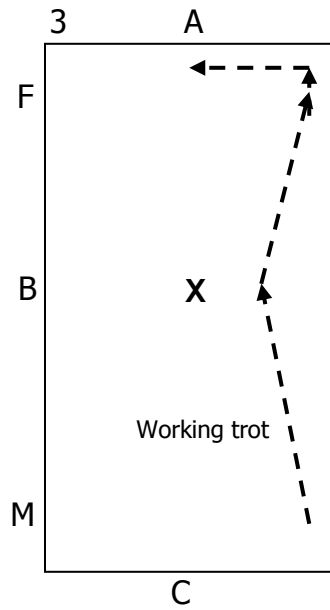
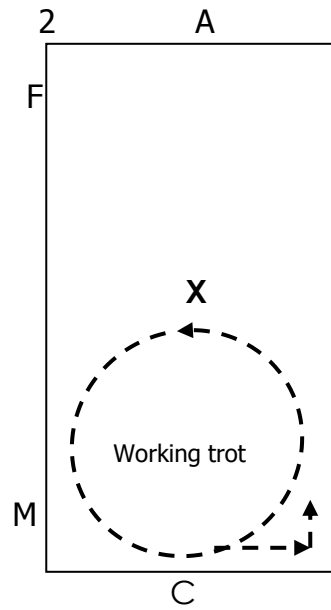
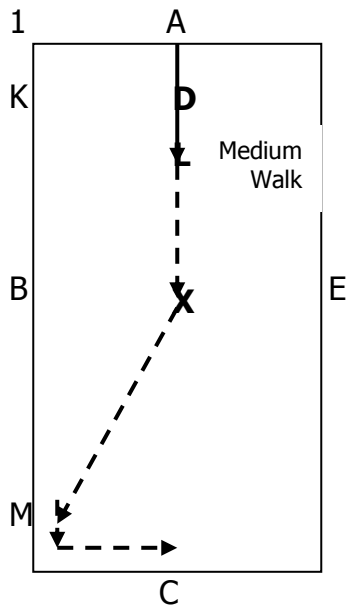
INDOOR HDT

Dressage Test No.7 (2011)

		MOVEMENT	Precision	Paces	Mark
1	ADL LXMC	Medium Walk Working Trot	Good entry along the centre line. Accurate movements at the markers	Relaxed, medium walk, good transition, balanced, rhythmic, forward going trot.	
2	C CH	Circle Left 20m Working Trot	Accurate. Good shaped circle of correct size. Outside wheel marking the diameter.	Balanced, rhythmic trot, forward going from the hocks. Correct bend.	
3	HK KA	Deviation 5m Working Trot	Well defined, accurate movement using the quarter line for the apex of deviation	Balanced, rhythmic, forward going trot from the hocks. Correct bend.	
4	A - C	Serpentine 3 Loop Working Trot	Smooth, well defined half circles of equal size, outside wheel marking the diameter of half circle, accurate at markers, use of arena	Balanced, rhythmic, forward going trot. Correct bend.	
5	CH HXF	Working Trot Extended Trot	Accurate movements at the markers, straight, diagonally across arena passing centrally over X.	Quiet transitions, forward going with balanced impulsion, working from the hocks.	
6	FA A AK	Working Trot Circle Right 20m Working Trot	Good shape circle of correct size. Outside wheel marking the diameter.	Transition, forward going with balanced impulsion, working from the hocks. Correct bend.	
7	KH HCM	Deviation 5m Working Trot	Well defined, accurate movement using the quarter line for the apex of deviation.	Balanced, rhythmic, forward going trot. Correct bend.	
8	MRX	Medium Walk	Accurate movements at the markers, straight diagonally across arena.	Balanced, rhythmic, forward going walk. Transition. Good relaxed medium walk.	
9	X XVK	Halt 5 Seconds. Medium Walk	Square, immobile halt. Accurate movements at the markers, straight, diagonally across arena.	Transitions. Good relaxed medium walk.	
10	KAFXI IG G	Collected Trot Progressive Halt, Salute.	Accurate movements at the markers, Square immobile halt. Correct salute.	Balanced, rhythmic, forward going trot. Quiet transition to progressive Halt.	
	Leave arena at Working Trot				

Indoor Dressage Test No.7 (2011)

Arena size: 20m X 50m





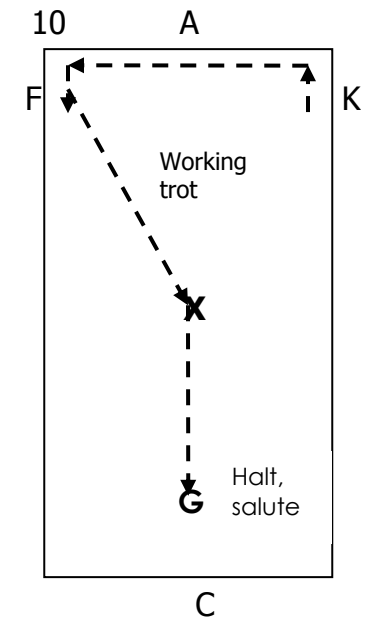
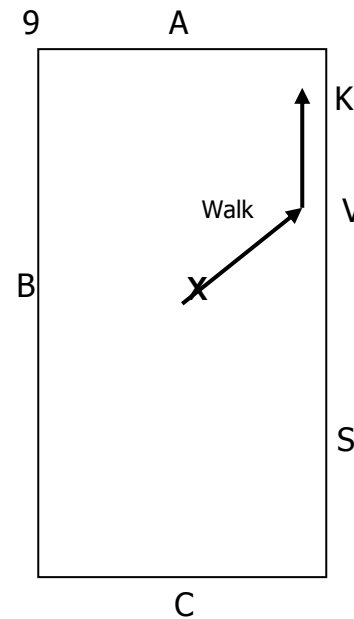
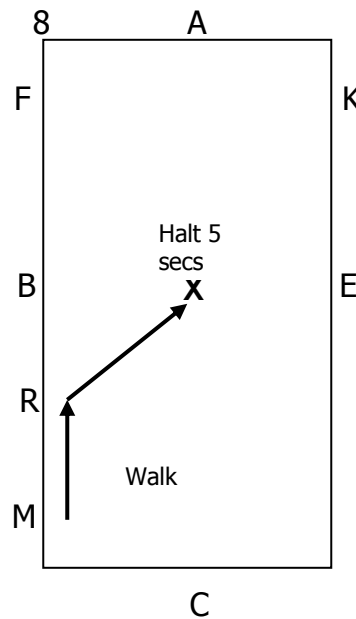
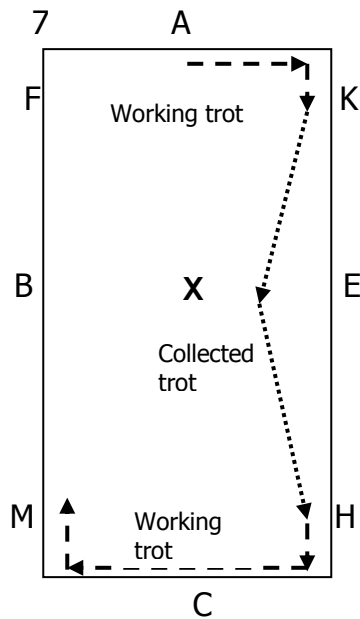
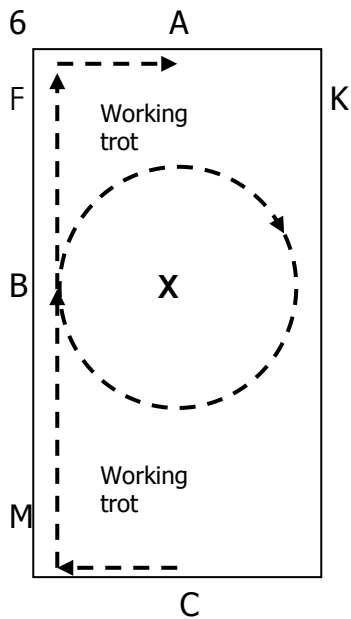
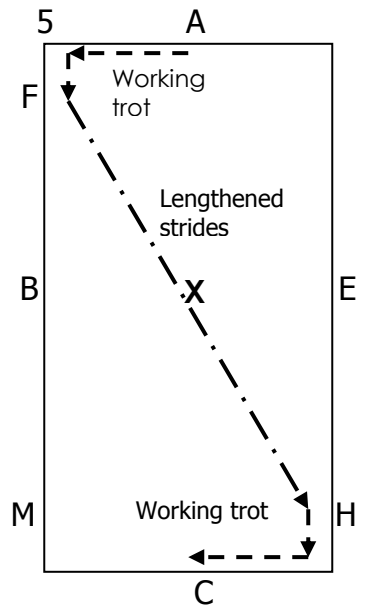
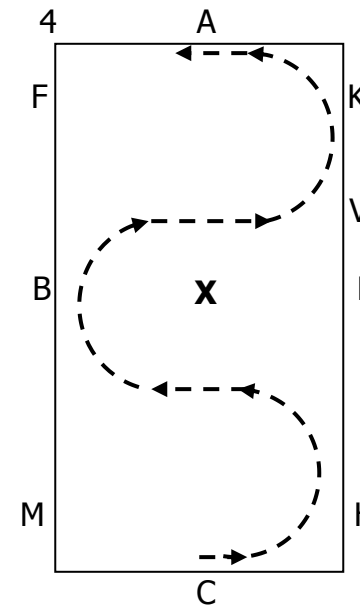
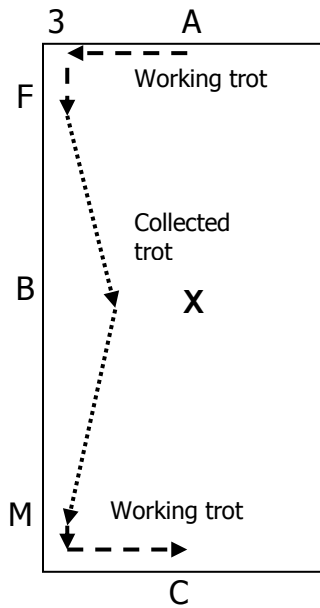
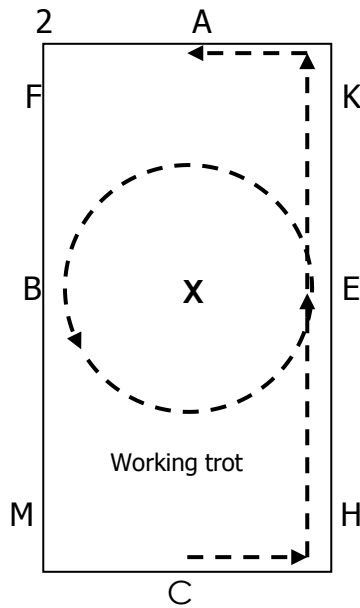
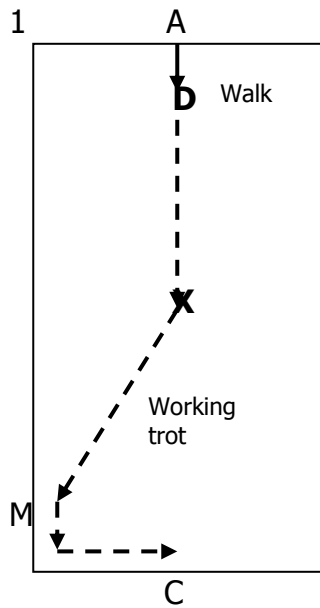
INDOOR HDT

Dressage Test No.8


		MOVEMENT	Precision	Paces	Mark
1	AD DXMC	Walk on bit Working Trot	Accuracy of movement Use of arena	Free, balanced walk. Transition to trot. Impulsion, rhythm	
2	CHE E EKA	Working Trot Circle left 20m Working Trot	Accuracy of circle and size. Use of arena	Impulsion, balance & rhythm. Correct bend	
3	AF F – M MC	Working Trot Collected Trot Deviation 5m Working Trot	Accuracy of deviation	Impulsion, balance & rhythm. Correct bend. Transition of paces.	
4	C - A	Serpentine 3 loops	Accuracy of loops. Use of arena	Impulsion, balance & rhythm. Correct bend	
5	AF FXH HC	Working Trot Show some lengthened strides Working Trot	Accuracy of movement. Use of arena.	Impulsion, balance & rhythm. Transitions. Quality of lengthened strides.	
6	CMB B BFA	Working Trot Circle right 20m Working Trot	Accuracy of circle and size	Impulsion, balance & rhythm. Correct bend	
7	AK K- H HCM	Working Trot Collected Trot Deviation 5m Working Trot	Accuracy of deviation	Impulsion, balance & rhythm. Correct bend. Transition of paces.	
8	MRX X	Walk Halt 5 seconds	Accuracy, position, square halt, immobility	Transition to walk, free forward walk, transition to halt	
9	XVK	Walk.	Accuracy of movement.	Transition. Free, forward going walk.	
10	KAFX G	Working Trot Halt - Salute	Accuracy of movement, Square halt. Correct salute.	Transitions. Impulsion, balance, rhythm of pace	
	Leave arena at Working Trot				

Indoor Dressage Test No.8

Arena size: 20m X 50m



Drawings by Margie Morgan – 2012



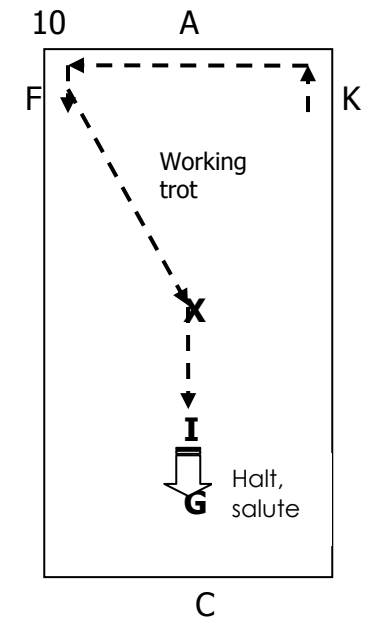
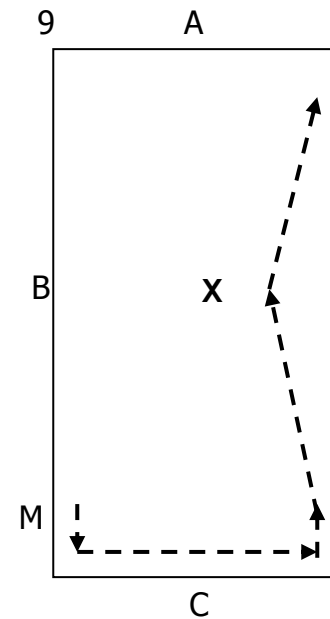
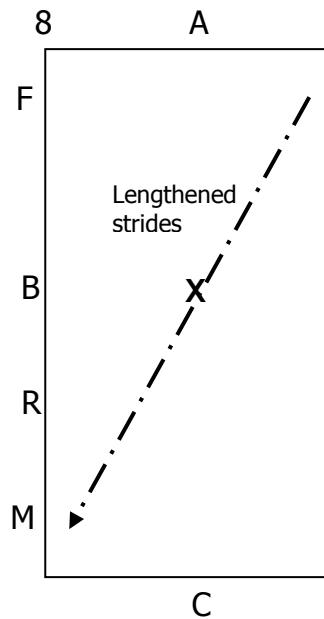
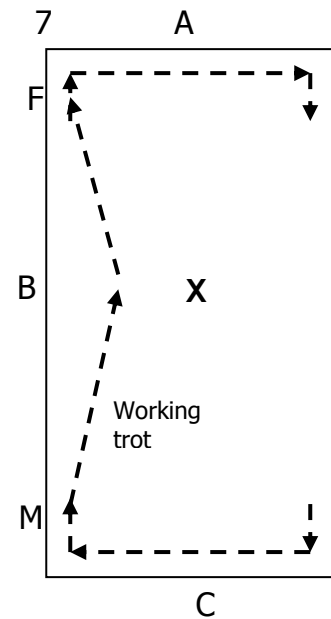
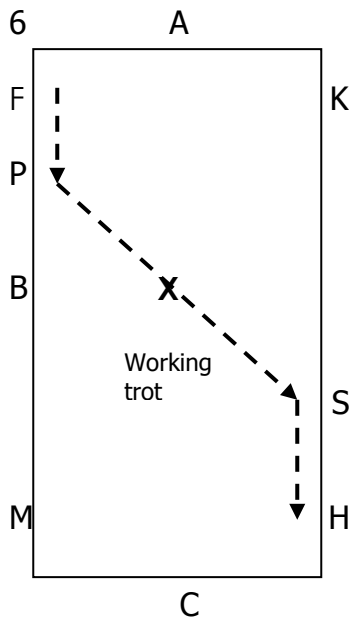
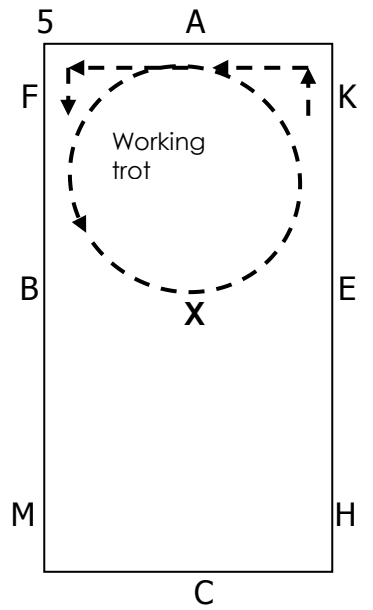
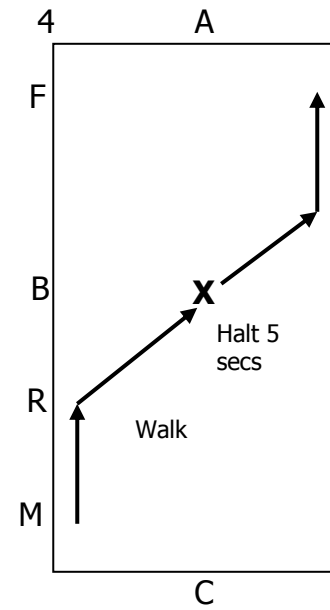
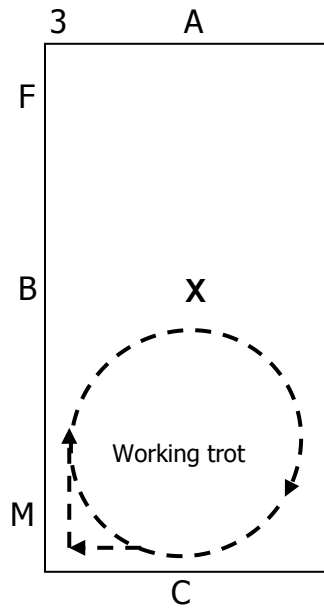
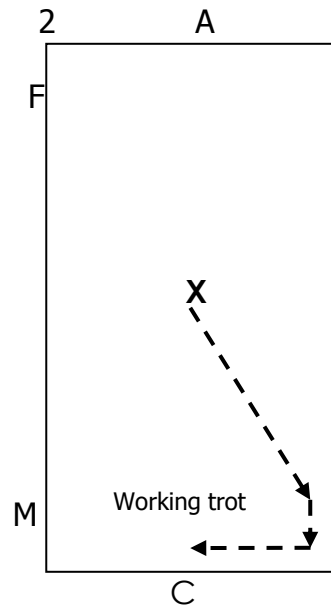
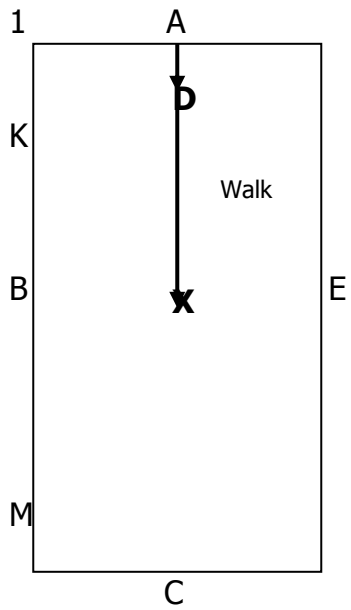
INDOOR HDT

Dressage Test No.10 (2005)


		MOVEMENT	To be judged	Precision	Paces
1	ADLX	Enter at Walk	Driving in on a straight line.		
2	XHC	Working Trot	Transition. Impulsion, Regularity		
3	C CM	Circle right 20m. Working Trot	Impulsion, regularity. Accuracy of figure		
4	MRX X XVK .	Walk - Reins in one hand Halt 5 seconds Walk	Transition, straightness, Immobility, regularity		
5	KA A AF	Working trot – Reins at will. Circle left 20m. Working Trot	Impulsion, regularity, accuracy of figure		
6	FPXSH	Working trot	Impulsion, regularity.		
7	HCM MF FAK	Working Trot Deviation 5m Working trot	Impulsion, regularity, accuracy of figure		
8	KXM	Lengthened strides	Impulsion, regularity, transitions		
9	MCH HK	Working Trot Deviation 5m.	Impulsion, regularity, accuracy of figure		
10	KA FXIG	Working trot Progressive Halt, Salute	Impulsion, regularity, Transition, straightness Standing on bit.		
	Leave arena at Working Trot				

Indoor Dressage Test No.10

Arena size: 20m X 50m



Drawings by Margie Morgan – 2012



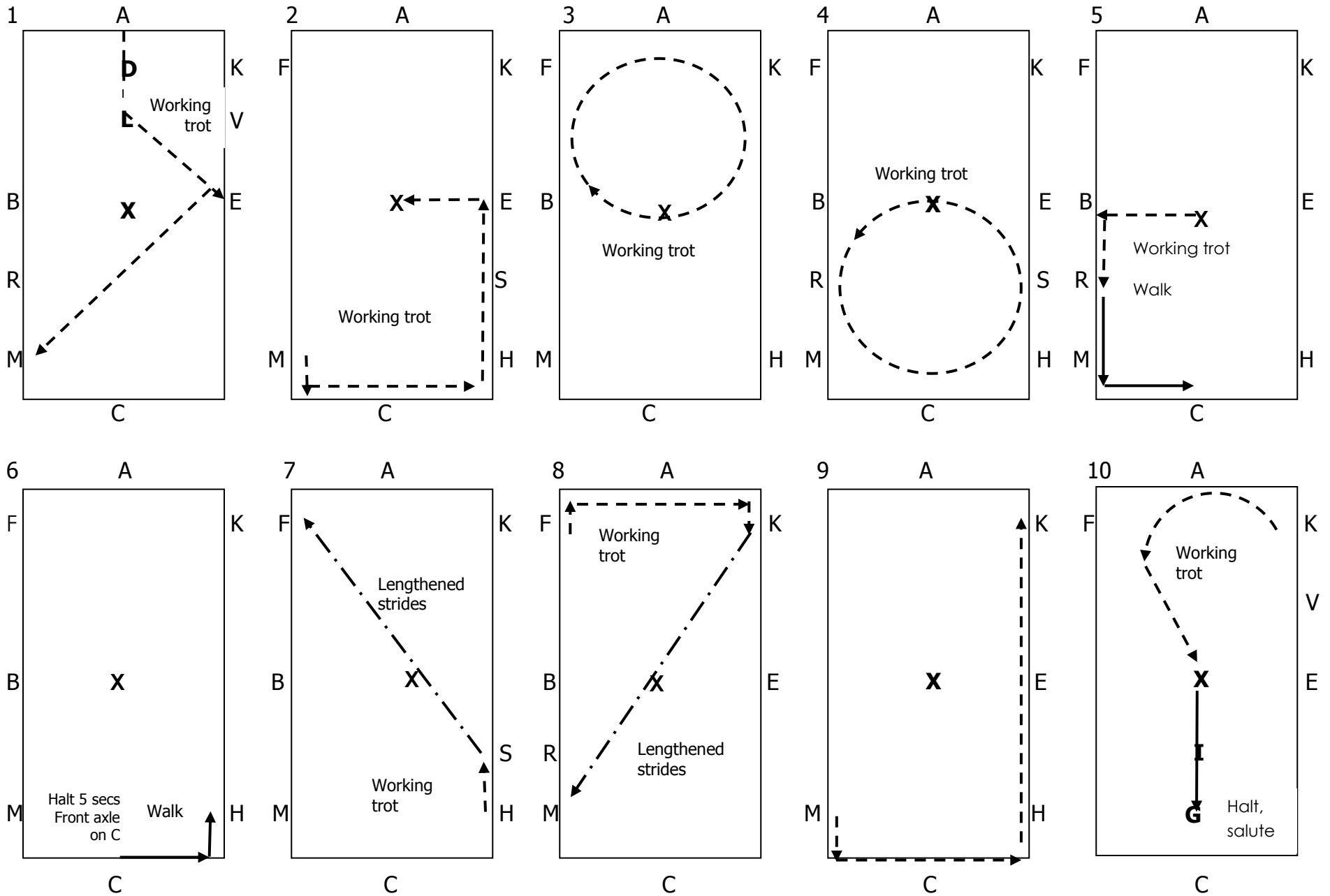
INDOOR CARRIAGE DRIVING

Precision & Paces (2017-1)

		MOVEMENT	Precision	Paces	Mark Precision Paces	
1	AD DEM	Working Trot Working Trot	Good entry along the centre line. Accurate movements at the markers	Relaxed, forward going trot, balanced and rhythmic.		
2	MCHSE X	Working Trot	Accurate line. Full use of arena.	Balanced, rhythmic trot, forward-going from the hocks.		
3	X	Working Trot. Circle 20m right.	Well defined, accurate movement with outside wheel marking the circle diameter.	Balanced, rhythmic, forward going trot. Correct bend/flexion.		
4	X	Working Trot. Circle left 20m.	Well defined, accurate movement with outside wheel marking the circle diameter.	Balanced, rhythmic, forward going trot. Correct bend/flexion.		
5	XBR RMC	Working Trot Walk	Accurate transitions at the markers. Full use of arena.	Smooth transitions, forward-going with balance and impulsion.		
6	C CH	Halt 5 seconds. Walk	Square, immobile halt, with front axle at C.	Transition to halt. Transition to walk. Relaxed walk. Impulsion		
7	HS SXF	Working Trot Lengthened Strides	Well defined, accurate line across arena.	Balanced, rhythmic, forward going trot. Smooth transition to lengthened strides.		
8	FAK KXM	Working Trot Lengthened Strides	Accurate movements at the markers, and straight diagonal across arena.	Balanced, rhythmic, forward going trot. Smooth transition to lengthened strides.		
9	MCHSE VK	Working Trot	Accurate movements at the markers. Full use of arena.	Maintaining balance, impulsion and rhythm.		
10	K X XG G	Working Trot, half circle 15m left Return to centre line at X Walk G Halt - Salute	Well defined, accurate movement with outside wheel marking the circle diameter. Accurate on centreline. Stationary, square.	Balanced, rhythmic, forward going trot. Correct bend/flexion. Smooth transitions to walk and halt.		
Leave arena at Working trot						

Indoor Dressage Test (2017 - 1)

Arena size: 20m X 50m



ANNEX 1: Summary of Requirements - Officials

Official	Is normally...	Can also be...	Must not be ...
Event Manager	Appointed by Host Club Must be a current ACDS member.	Cones/Obstacle Judge Paces Judge Precision Judge Course Designer	
Event Secretary	Appointed by Host Club	Cones/Obstacle Judge Paces Judge Precision Judge	
Course Designer (<u>or technically minded person with knowledge of carriage driving</u>)	Appointed by Host Club. Must be a current ACDS member.	Technical Delegate Cones/Obstacle Judge Paces Judge Precision Judge	Event Manager Event Secretary
Cones/Obstacle Judge	Appointed by Host Club	Course Designer Technical Delegate Paces Judge Precision Judge	
Paces Judge (i)	Appointed by Host Club	Technical Delegate Course Designer Cones/Obstacle Judge	
Precision Judge (i)	Appointed by Host Club	Technical Delegate Course Designer Cones/Obstacle Judge	

(i) one of the Precision or Paces judges at a qualifier event must be from the ACDS list of judges or be a competent and suitably qualified ridden dressage judge . For the final, both the Precision or Paces judges must be from the ASCDS list of judges.

ANNEX 2: The minimum age of a driver at an ACDS activity

Wording from ACDS bylaw relating to minimum age	Applicable to all ACDS driving activities excluding Combined Driving Events (Level 1-4)
Junior definition for the purpose of the by-law	A person who has not attained the age of 18 years
Youngest driving age (Single horse or pony)	A Junior driver aged 10 years inclusive must be accompanied in the vehicle by an ACDS adult member (an experienced driving person) seated alongside at all times and holding a second pair of reins attached to the bit.
Additional restrictions	A Junior driver aged 11-15 years inclusive must be accompanied in the vehicle by a ACDS adult member (an experienced driving person)
Stallions	Junior drivers who are 16-17 years of age may be allowed to drive stallions at ACDS show events at the discretion of the organisers.
Multiples	Junior Multiple drivers – a Junior driver aged 16-17 years inclusive may drive a pair or tandem of ponies, but not horses or a larger combination.

ANNEX 3: Sample Scoring Sheet Note: Do not use this sheet. Download usable score sheet, and scoring instructions, from VB website)

Australian Indoor Horse Driving Competition(Club Name)..... (Date) (Venue)																									
Comp No	Competitor Name	Dressage					Cones					Result after Dressage & Cones	Hazards						Final Result						
		Precision	Paces	Error/s	Penalty	Place	Course Length	Allowed Time	Time	Time (rounded)	Error/s		Penalty	Place	MO1	Error/s	MO2	Error/s	MO3	Error/s	MO4	Error/s	Total MO Penalty	Overall score	Final Place
Class 1A- Single Pony 91cm and under 121 cm (9hh -11.3 3/4)																									
1																									
2																									
3																									
Class 2A- Single Pony 121cm and under 149cm (11.3 3/4hh -14.2 5/8)																									
Class 3A- Single Horse – Over 149cm (Over 14.2 5/8)																									
Class 4A- Multiples, any height																									
Class 5A- First time Competitor – Joggers allowed (Check notes-Qualifier Only)																									

ANNEX 4: Scoring Instructions.

Indoor Score Sheet

This is a quick explanation of how to use the score sheet from the web-site.

Precision and Paces: Enter the scores and any **Error** (i.e. 5), it will come up with the calculated penalty.

Cones: enter the **Course Length** in the blank box on the first competitor line, the **Time** taken to drive the cones to at least 1 decimal place, and any knock down in the **Error** column (1 ball down is 5).

Obstacles: time taken in each obstacle in the **MO** column and any penalties in the **Error** column. All penalties have to be put in as the penalty value because they can vary i.e. 5 for a knock down and 20 for an error in an obstacle.

XXXXXXX Club - Indoors Competition MONTH XXnd, 2012 - VENUE																										
		Dressage					Cones					Result after	Hazards								Final Result					
		Precision	Paces	Error	Penalty	Place	Course Length	Alowed Time	Time	Time (rounded up)	Error	Penalty	Place	Dressage & Cones	M01	Error	M02	Error	M03	Error	M04	Error	Total MO Penalty	Overall	Place	
Class 1A- Single Pony 91cm and under 121 cm (9hh -11.3 3/4)																										
5	1				100.0			0		0		0		100.00										0.00	100.00	
6	2				100.0		0	0		0		0		100.00										0.00	100.00	
7	3				100.0		0	0		0		0		100.00										0.00	100.00	
8					100.0		0	0		0		0		100.00										0.00	100.00	
9					100.0		0	0		0		0		100.00										0.00	100.00	
10					100.0		0	0		0		0		100.00										0.00	100.00	

You will automatically have the penalties added in the overall column at the end.

Remember...All penalties must be put in as the penalty value because they can vary i.e. 5 for a knock down and 20 for an error in an obstacle.

To add extra lines copy a row of cells (not the top row) and paste, the formatting should carry through.

Turn to Sheet1 to start scoring